
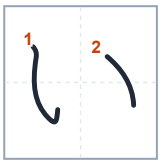
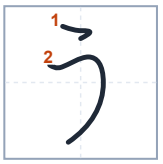
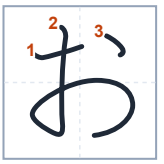
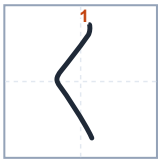
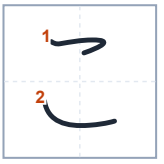

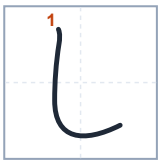
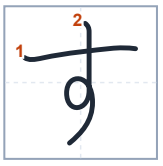
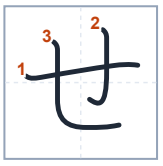
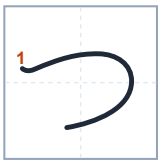
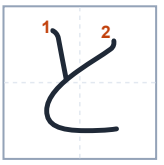
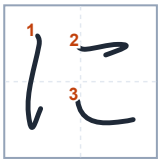
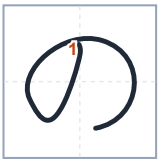
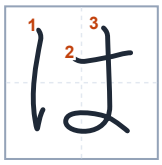
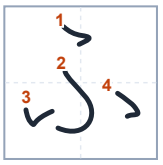
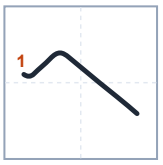
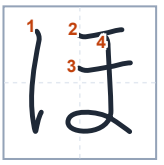
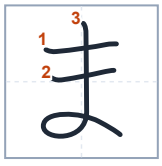
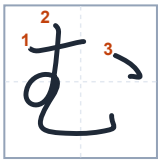
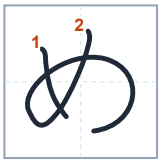
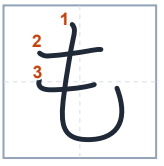
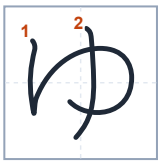

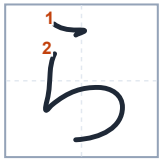
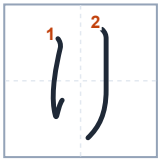
Hiragana stroke order chart

Red numbers show the order of the strokes; each number sits next to where its stroke starts. Write top to bottom, left to right.


 あ **a**	 い **i**	 う **u**	 え **e**	 お **o**
 か **ka**	 き **ki**	 く **ku**	 け **ke**	 こ **ko**
 さ **sa**	 し **shi**	 す **su**	 せ **se**	 そ **so**
 た **ta**	 ち **chi**	 つ **tsu**	 て **te**	 と **to**
 な **na**	 に **ni**	 ぬ **nu**	 ね **ne**	 の **no**
 は **ha**	 ひ **hi**	 ふ **fu**	 へ **he**	 ほ **ho**
 ま **ma**	 み **mi**	 む **mu**	 め **me**	 も **mo**
 や **ya**		 ゆ **yu**		 よ **yo**
 ら **ra**	 り **ri**	る **ru**	れ **re**	ろ **ro**
わ **wa**				を **wo**
ん **n**				

Stroke data: KanjiVG by Ulrich Apel (kanjivg.tagaini.net), CC BY-SA 3.0. This chart is shared under the same licence.
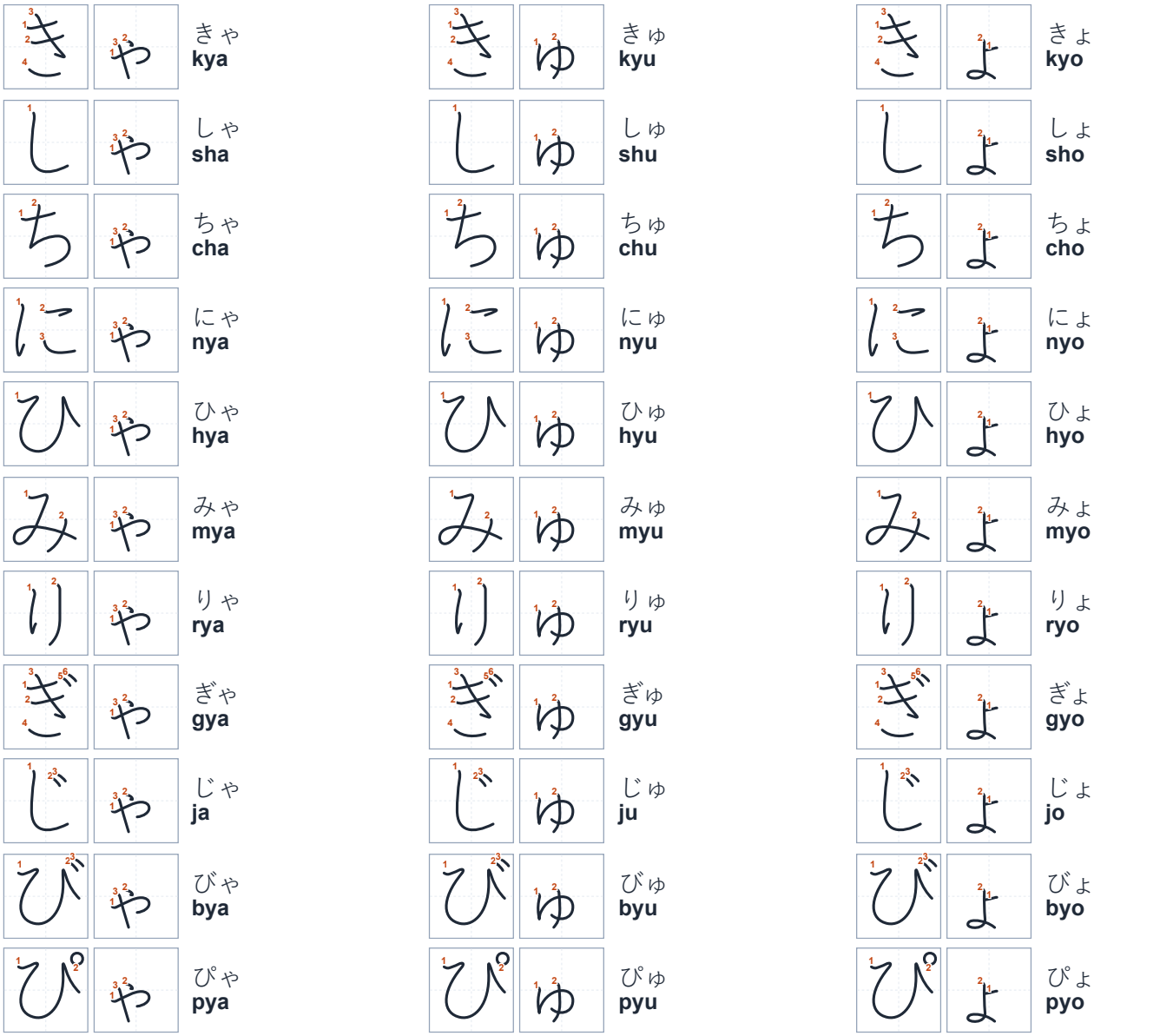
Hiragana: dakuten and yoon

Dakuten (゛) and handakuten (゜) are written last. A yoon is an i-column character plus a small や ゆ よ.

Dakuten and handakuten: が row to ぱ row, 25 characters



Yoon (combined sounds): 33 combinations



Stroke data: KanjiVG by Ulrich Apel (kanjivg.tagaini.net), CC BY-SA 3.0. This chart is shared under the same licence.